

SHIP A  
SHIP TYPE : CARGO  
STATUS : UNDERWAY  
SPEED / COURSE : 12.5KT/271°  
LENGTH × BEAM : 76M × 12M  
DRAUGHT : 3M

SHIP B  
SHIP TYPE : OTHER  
STATUS : UNDERWAY  
SPEED / COURSE : 9.4KT/41°  
LENGTH × BEAM : 149M × 30M  
DRAUGHT : 4.7M

SHIP C  
SHIP TYPE : PASSENGER  
STATUS : UNDERWAY  
SPEED / COURSE : 8.8KT/185°  
LENGTH × BEAM : 62M × 13M  
DRAUGHT : 3M



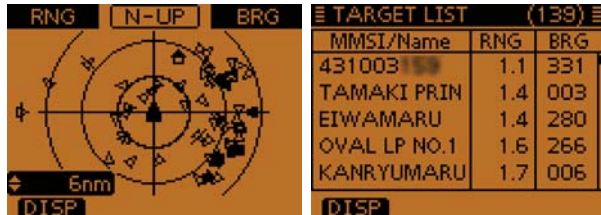
\* AIS receiver is an option, depending on version.

# Fixed Mount VHF and AIS Receiver C with NMEA 2000™ Connectivity



## Integrated AIS Receiver\*

With an integrated AIS receiver, the IC-M506 can show real-time AIS vessel traffic information on the display. The AIS target call function allows you to easily set up a DSC individual call. The Plotter, Target list and Danger list can be toggled on the display.



AIS plotter display

Target list example



## NMEA 2000™ Connectivity\*

With the plug-and-play functionality of NMEA 2000, the IC-M506 can easily connect to a NMEA 2000 network. The IC-M506 can receive and transmit GPS (position, course (COG) and speed (SOG)), AIS report and DSC call information data and transmit radio frequency and PGN list data on the network. Using this function, the IC-M506 can convert NMEA 0183 GPS data to NMEA 2000 data for other equipment.



## Last Call Voice Recording

The last call voice recording function automatically saves the last two minutes of the last incoming call. You can replay the received call, and not miss any incoming call.



## Active Noise Cancelling

Using digital signal processing technology, the built-in bidirectional active noise cancelling provides superb performance. It reduces background noise to up to 90% in the received signal and 30% fixed in the transmitting signal. The function OFF setting is also possible.



## Intuitive Menu-Driven User Interface

The intuitive software key functions provide easy and fast operation to control the multiple functions of the IC-M506. The bottom line of the dot-matrix display shows the software key functions which can be toggled with the left and right buttons.



Functions menu



## 25W Two-Way Hailer

When connected to an external hailer horn, you can talk to people on the deck or shore from the radio's microphone and can hear people's reply via the hailer speaker. The RX hailer function allows you to monitor the received audio from the hailer horn. The built-in 25W amplifier increases your talk power, making it loud and clear.



## Built-in Horn (Automatic & Manual)

Foghorn feature is built-in via the external Hailer horn. Four horn patterns are selectable for the automatic horn function.

VHF MARINE TRANSCEIVER

# IC-M506





## ITU Class D DSC (Meets ITU-R M493-13)

The built-in DSC watch function monitors Ch. 70 (DSC channel) activity, even while you are receiving another channel. DSC functions include: distress, individual, group, all ships, urgency, safety, position request/report, polling request and DSC test calls. Up to 100 DSC address IDs can be programmed.



## Rear Microphone Version\*

With this version, the microphone connector is drawn from the rear panel and a 6.1m (20ft) microphone extension cable is supplied to allow you clean and neat panel installation.



\* Ask your dealer for details.



## IPX8 Submersible Plus™

The IC-M506 and supplied HM-205B/RB microphone can withstand 1m (3.2ft) depth of water for 60 minutes.

## Other Features

- Auto and manual foghorn function
- Simple remote control speaker-microphone, HM-205B/RB
- 15W audio output power (with external speaker)
- Weather channels with alert function (USA version only)
- AquaQuake™ draining function
- Optional voice scrambler, UT-112 for private conversation
- MA-500TR AIS transponder and MarineCommander™ compatible

\* AIS receiver and NMEA 2000 interface units are options, depending on version.



## Optional COMMANDMIC™ for 2nd Station Capability



### Full Control and Intercom

The optional COMMANDMIC, HM-195B/SW provides 2nd station capability for using the IC-M506 from up to 18.3m (60ft)\* away such as a separate cabin or tower. Most functions including DSC and AIS functions can be controlled from the COMMANDMIC and can be used as an intercom with the IC-M506.

\* Two optional OPC-1541 extension cables required.



### Same Menu-Driven User Interface with IC-M506

The HM-195B/SW provides same user interface with the IC-M506. The directional keypad and softkey buttons allow you to perform various operations and settings. The audio and backlight levels can be set independently from the IC-M506.

### Other Features

- External speaker connection
- Black and super white color version
- Remote power ON/OFF function
- One COMMANDMIC can be used

"Distress" button on the back of the unit



### IPX7 Submersible Construction

The HM-195B/SW withstands submersion in up to 1m (3.2ft) depth of water for 30 minutes.

## SPECIFICATIONS

GENERAL	
Frequency range	Tx 156.025–157.425MHz Rx 156.050–163.275MHz CH70 156.525MHz AIS1, 2 161.975, 162.025MHz
Usable channels	USA, CAN, INT, WX channels
Type of emission	16K0G3E (FM), 16K0G2B (DSC)
Power supply requirement	13.8V DC (11.7–15.9V DC)
Current drain (at 13.8V DC)	Tx 25W output 5.5A Rx AF Max External SP 5.0A (RX hailer ON) Internal SP 1.5A
Operating temperature range	–20°C to +60°C; –4°F to +140°F
Antenna impedance	50Ω (SO-239)
Weight (approx.)	1400g; 3.09lb
TRANSMITTER	
Output power (at 13.8V DC)	25W, 1W
Max. frequency deviation	±5.0kHz
Frequency tolerance	±10ppm
Spurious emissions	Less than –70dBc (at 25W)
Residual modulation	More than 40dB
Adjacent channel power	More than 70dB
RECEIVER	
Intermediate frequency	1st 30.15MHz, 2nd 450kHz CH70 1st 21.7MHz, 2nd 450kHz
Sensitivity (at 12dB SINAD)	0.22μV typical
Adjacent channel selectivity	More than 75dB CH70 (1% BER) More than 73dBμ emf
Spurious response	More than 75dB CH70 (1% BER) More than 73dBμ emf
Intermodulation	More than 75dB CH70 (1% BER) More than 68dBμ emf
Hum and noise	More than 40dB
Audio output power	More than 15W with a 4Ω (at 10% distortion) RX speaker

Measurements made in accordance with TIA/EIA 603 and IEC 62238. All stated specifications are subject to change without notice or obligation.

### Applicable U.S. Military Specifications

The IC-M506 and HM-205B/RM have been tested to and passed the following MIL-STD requirements and strict environmental standards.

Standard	MIL 810 G	
	Method	Procedure
Low Pressure	500.5	I, II
High Temperature	501.5	I, II
Low Temperature	502.5	I, II
Temperature Shock	503.5	I-C
Solar Radiation	505.5	I
Rain	506.5	I
Humidity	507.5	II
Salt Fog	509.5	-
Dust Blowing	510.5	I
Immersion	512.5	I
Vibration	514.6	I
Shock	516.6	I, IV

Also meets equivalent MIL-STD-810-C, -D, -E and -G.

### Applicable IP Rating

Ingress Protection Standard	
Water	IPX8 (1 m depth water for 60 minutes)

Icom, Icom Inc. and the Icom logo are registered trademarks of Icom Incorporated (Japan) in the United States, the United Kingdom, Germany, France, Spain, Russia and/or other countries. COMMANDMIC, AQUAQUAKE, MarineCommander and SUBMERSIBLE PLUS are trademarks of Icom Inc. (Japan) in the United States. NMEA 2000 is a trademark of the National Maritime Electronics Association, Inc. All other trademarks are the properties of their respective holders.

## OPTIONS

Some options may not be available in some countries. Please ask your dealer for details.

**COMMANDMIC™**

**HM-195B**  
(Black)

**HM-195SW**  
(Super white)

**Supplied accessories**

- 6.1m (20ft) of cable
- Microphone hanger
- Mounting base for connector

### EXTENSION CABLE for COMMANDMIC, HM-195B/SW

**OPC-1541**  
6.1m (20ft) extension cable.  
Up to two cables available.

### SPEAKER-MICROPHONE

**HM-205B/RB**  
HM-205RB is for rear microphone version.

### FLUSH MOUNT KITS

**MB-132**

**MB-75**

### VOICE SCRAMBLER UNIT

**UT-112**  
Provides up to 32 codes for private conversation.

### AIS RECEIVER UNIT, UX-231

**UX-231**  
Already installed, depending on version.

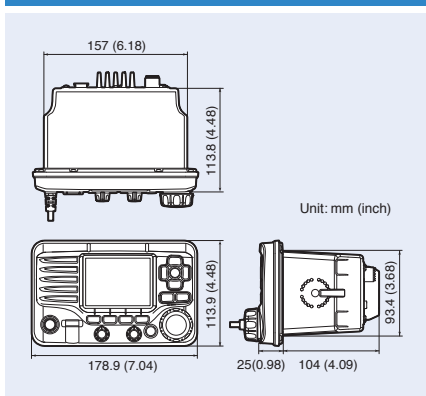
### NMEA 2000 INTERFACE UNIT, UX-232

**UX-232**  
Already installed, depending on version.

### CLASS B AIS TRANSPONDER

**MA-500TR**  
For transmitting own vessel AIS information.


## DIMENSIONS



### Supplied accessories:

- Hand hanger
- DC power cable
- Mounting bracket kit

## REAR PANEL VIEW



## CONFIGURATION VARIATIONS

	Microphone	NMEA 2000	AIS Receiver
IC-M506 AIS	Front Mic Rear Mic	NMEA 2000/ NMEA 0183	Integrated AIS Receiver
IC-M506 PLUS	Front Mic Rear Mic	NMEA 2000/ NMEA 0183	Not included*2
IC-M506	Front Mic	NMEA 0183*1	Not included*2

\*1 Optional UX-232 is required for NMEA 2000.

\*2 Optional UX-231 is required for AIS receiver.

## Icom Inc.

1-1-32, Kami-minami, Hirano-ku, Osaka 547-0003, Japan Phone: +81 (06) 6793 5302 Fax: +81 (06) 6793 0013

[www.icom.co.jp/world](http://www.icom.co.jp/world)

## Count on us!

### Icom America Inc.

12421 Willows Road NE,  
Kirkland, WA 98034, U.S.A.  
Phone : +1 (425) 454-8155  
Fax : +1 (425) 454-1509  
E-mail : sales@icomamerica.com  
URL : <http://www.icomamerica.com>

### Icom Canada

Glenwood Centre #150-6165 Highway 17A,  
Delta, B.C., V4K 5B8, Canada  
Phone : +1 (604) 952-4266  
Fax : +1 (604) 952-0090  
E-mail : info@icomcanada.com  
URL : <http://www.icomcanada.com>

### Icom Brazil

Rua Itororó, 444 Padre Eustáquio  
Belo Horizonte MG,  
CEP: 30130-150, Brazil  
Phone : +55 (31) 3582 8847  
Fax : +55 (31) 3582 8987  
E-mail : sales@icombrasil.com

### Icom (Europe) GmbH

Communication Equipment  
Auf der Krautweide 24  
65812 Bad Soden am Taunus, Germany  
Phone : +49 (6196) 76685-0  
Fax : +49 (6196) 76685-50  
E-mail : info@icomeurope.com  
URL : <http://www.icomeurope.com>

### Icom Spain S.L.

Ctra. Rubi, No. 88 "Edificio Can Castanyer"  
Bajos A 08174, Sant Cugat del Valles,  
Barcelona, Spain  
Phone : +34 (93) 590 26 70  
Fax : +34 (93) 589 04 46  
E-mail : icom@icomspain.com  
URL : <http://www.icomspain.com>

### Icom Polska Sp. Z o.o.

80-286 Gdansk, Jaskowa Dolina St. 75, Poland  
Phone : +48 (58) 551 0484  
Fax : +48 (58) 551 4720  
E-mail : icompolska@icompolska.com.pl  
URL : <http://www.icompolska.com.pl>

### Icom (UK) Ltd.

Blacksole House, Altrix Park,  
Herne Bay, Kent, CT6 6GZ, U.K.  
Phone : +44 (0) 1227 741741  
Fax : +44 (0) 1227 741742  
E-mail : info@icomuk.co.uk  
URL : <http://www.icomuk.co.uk>

### Icom France s.a.s.

Zac de la Plaine,  
1 Rue Brindejonc des Moulinais, BP 45804,  
31505 Toulouse Cedex 5, France  
Phone : +33 (5) 61 36 03 03  
Fax : +33 (5) 61 36 03 00  
E-mail : icom@icom-france.com  
URL : <http://www.icom-france.com>

### Icom (Australia) Pty. Ltd.

Unit 1 / 103 Garden Road,  
Clayton, VIC 3168 Australia  
Phone : +61 (03) 9549 7500  
Fax : +61 (03) 9549 7505  
E-mail : sales@icom.net.au  
URL : <http://www.icom.net.au>

### Icom New Zealand

146A Harris Road, East Tamaki,  
Auckland, New Zealand  
Phone : +64 (09) 274 4062  
Fax : +64 (09) 274 4708  
E-mail : inquiries@icom.co.nz  
URL : <http://www.icom.co.nz>

### Asia Icom Inc.

6F No. 68, Sec. 1 Cheng-Teh Road,  
Taipei, Taiwan, R.O.C.  
Phone : +886 (02) 2559 1899  
Fax : +886 (02) 2559 1874  
E-mail : sales@asia-icom.com  
URL : <http://www.asia-icom.com>

Your local distributor/dealer: